

DOCUMENT RESUME

ED 388 116

FL 801 082

AUTHOR Whu, Lin Fai; Zhang, Ai Ling
 TITLE From Classroom to Computer Screen: NWLP Software. A Set of Computerized Garment-Related Bilingual (English and Chinese) Literacy Lessons.
 INSTITUTION Chinatown Manpower Project, Inc., New York, NY.
 SPONS AGENCY Office of Vocational and Adult Education (ED), Washington, DC. National Workplace Literacy Program.
 PUB DATE Aug 95
 NOTE 283p.; For related documents, see ED 369 305 and FL 801 083-084.
 AVAILABLE FROM Chinatown Manpower Project, Inc., National Workplace Literacy Program, 70 Mulberry Street, New York, NY 10013 (accompanying software is available).
 PUB TYPE Guides - Classroom Use - Instructional Materials (For Learner) (051)
 EDRS PRICE MF01/PC12 Plus Postage.
 DESCRIPTORS Chinese; Computer Assisted Instruction; *Computer Software; Educational Objectives; *English (Second Language); *Fashion Industry; Immigrants; *Lesson Plans; *Literacy Education
 IDENTIFIERS New York (New York Chinatown); *Workplace Literacy

ABSTRACT

This document describes how National Workplace Literacy Program (NWLP) software was developed for Chinese garment workers in New York City. First, it discusses the goal of the workplace literacy program and the nature of the population served. Then, it indicates how NWLP software was designed to supplement the NWLP curriculum and to reinforce the classroom instruction. The program consisted of three 18-week cycles. Each cycle comprised of 50 hours of classroom instruction in garment-related English and English as a Second Language. Because there are limited garment-related teaching materials designed for teaching second-language speakers, the program had to adopt, tailor, and create teaching materials to meet the needs of the target population. Lesson plans include the following: (1) job titles and job descriptions; (2) men's and women's clothing; (3) seasonal clothing; (4) different parts of a garment; (5) measurement and size; and (6) safety at work (signs). On the average, each lesson consists of 35 computer screens and takes about 45 minutes for the participants to finish. Each lesson contains garment technologies, reading materials, self-test questions and self-scoring. An analysis of the original curriculum was made and a set of computerized garment-related bilingual lessons directly printed out from the computer are attached. Computer system requirement, configuration, and software installation procedures are included. (JL) (Adjunct ERIC Clearinghouse on Literacy Education)

 * Reproductions supplied by EDRS are the best that can be made *
 * from the original document. *

**From Classroom to Computer Screen:
NWLP Software**

**A Set of Computerized Garment-Related Bilingual
(English and Chinese) Literacy Lessons**

U.S. DEPARTMENT OF EDUCATION
EDUCATIONAL RESOURCES INFORMATION
CENTER (ERIC)

Full Text Provided by ERIC

**Submitted by
National Workplace Literacy Program
of
Chinatown Manpower Project, Inc.**

U.S. DEPARTMENT OF EDUCATION

EDUCATIONAL RESOURCES INFORMATION
CENTER (ERIC)

Submitted to ERIC
U.S. Department of Education for Dissemination
August 1995

BEST COPY AVAILABLE

Document Submitted to ERIC for Dissemination

Title **From Classroom to Computer Screen: NWLP Software**

A set of Computerized Garment-Related Bilingual
(English and Chinese) Literacy Lessons

Developed by Lin Fai Whu, Computer Consultant

and

Ai Ling Zhang, Curriculum Developer

Supervised by Ivy Au Tse, Project Director, NWLP

and

Sue Lee, Executive Director, CMP

Institution Chinatown Manpower Project, Inc.
National Workplace Literacy Program
70 Mulberry Street
New York, NY 10013
Tel. (212) 571-1690

Date July 1995

Interest Group Chinese Garment Workers

Abstract

This document describes how NWLP Software was developed for Chinese garment workers in New York City. First, it discusses the goal of the workplace literacy program and the nature of the population served. Then, it indicates how NWLP Software was designed to supplement the NWLP curriculum and to reinforce the classroom instruction. A set of computerized garment-related bilingual lessons directly printed out from the computer are attached and six floppy disks are enclosed for installation. Computer system requirement, configuration and software installation procedures are stated. (138 pages)

Table of Contents

<u>Title</u>	<u>Topic</u>	<u>Page</u>
Introduction	NWLP Software	1 - 9
Table of Contents	NWLP Computerized Lessons	10
Lesson 1	Job Titles & Job Descriptions	11 - 23
Lesson 2	Men's & Women's Clothing	24 - 48
Lesson 3	Seasonal Clothing	49 - 65
Lesson 4	Different Parts of a Garment	66 - 85
Lesson 5	Measurement & Size	86 - 112
Lesson 6	Safety at Work (Signs)	113 - 138

Program Overview

Chinatown Manpower Project (CMP), the training partner, in conjunction with the Local 23-25 (Sportswear & Blouses) of the Union of Needletrades, Industrial and Textile Employees (UNITE), the union partner and the Greater Blouse, Skirt & Undergarment Association, Inc., the industry partner, established the National Workplace Literacy Program (NWLP) for the Chinese garment workers in New York City. The Program was funded by the US Department of Education from 11/1/93 to 4/30/95 for a period of 18 months. The program consisted of three 18-week cycles. Each cycle comprised of 50 hours classroom instruction in garment-related English and English as a Second Language which aimed at:

- 1) Upgrading the literacy level of the Chinese garment workers;
- 2) Improving the workers' English communication skills in their daily lives and at the workplace;
- 3) Improving the workers' understanding of their work, rights and benefits;
- 4) Improving workers' ability to access various support services.
- 5) Enhancing job productivity and job opportunities.

To supplement the classroom instruction, a set of computerized garment-related bilingual (English and Chinese) literacy lessons (known as NWLP Software) was developed to serve the following purposes:

- 1) Allow the instructor to work with a small group while other participants learn at their own pace on the computer;
- 2) Enable participants who missed a class to make up lessons;

- 3) Help slower learners who need additional reinforcement to practice on their own.

Target Population

The Workplace Literacy Program at CMP serves Chinese garment workers. Chinese immigrants supply a large majority of the labor force for the New York garment industry. In recent years, Chinatown's six hundred garment factories employ 20,000 Chinese garment workers. Although Chinese immigrants are highly represented in the garment industry, they are unable to compete for higher paying position. Of the Chinese garment workers, 95% are women with low skills and low literacy competency; many are agricultural workers in their countries of origin and some are even illiterate in their own language. Their lack of literacy competency prevents them from job advancement, and worse yet, makes them the most vulnerable to lay-off when the economy is slow. The major goal of the Workplace Literacy Program is to help these immigrants acquire the specific job-related language as well as English communicative skills to be more competitive in the garment industry.

Curriculum Materials

Since there are very limited garment-related teaching materials designed for the teaching of second language speakers, our program has to adopt, tailor, and create teaching materials to meet the needs of our target population. CMP was able to develop its original own set of garment-related curriculum materials entitled "From Theory to Practice: A Set of Garment-Related ESL Curriculum" (208 pages) which was submitted to the Educational Resources

Information Center (ERIC), managed by the US Department of Education for dissemination in January 1994.

Introduction of NWLP Software for Computerized Garment-Related Bilingual (English and Chinese) Literacy Lessons

The NWLP Software was designed and developed based on the original garment-related curriculum materials for the Chinese garment workers. Some of the contents in the original reading materials and test sections were modified for the software version.

Several steps were taken before a decision was reached concerning the curriculum materials. First, library research was conducted to find out if any material was developed in the garment-related field. Second, interviews were given to a number of garment workers and a survey was given to the current students of English literacy classes for their suggestions of what they would like to learn from the Workplace Literacy Program. Third, a method for task analysis was chosen. According to the results of interviewing garment workers and the responses from the survey, it was apparent that they needed to know specific terms related to garment-making process and daily conversational English in order to be successful in pursuing a job in an English speaking environment. Fourth, the curriculum was developed based on the findings in the task analysis. Fifth, by using the feedback from the participants, the curriculum was modified and improved to better suit the target population's needs.

The NWLP Software for Computerized Garment-Related Bilingual (English and Chinese) Literacy

Lessons

The NWLP Software was designed to supplement the NWLP curriculum. (The entire NWLP curriculum, however, can be computerized completely; more details will be given under the section "Future NWLP Software Enhancement and Development").

Due to limited funding, this pilot project was only able to computerize six lessons. An analysis of the original curriculum was made and six lessons were chosen and modified to be computerized. These six lessons can best represent the basic and fundamental knowledge for the garment workers. The six computerized lessons in the NWLP Software are as follows:

Lesson 1 - Job Titles and Job Descriptions

Lesson 2 - Men's and Women's Clothing

Lesson 3 - Seasonal Clothing

Lesson 4 - Different Parts of a Garment

Lesson 5 - Measurement and Size

Lesson 6 - Safety at Work (Signs)

On the average, each lesson consists of 35 screens and takes about 45 minutes for our participants to finish. Each lesson contains garment terminologies, reading materials, self-test questions and self-scoring. Correct answers and a final score are tabulated at the end of each test to offer immediate feedback to the participants. This gives the participants an opportunity to review and/or retest the lessons learned at their own pace. With the computer, NWLP Software provides English terms, descriptions and corresponding



Chinese definitions. Furthermore, since computer provides more capabilities in terms of graphic display, many new and colorful images/pictures were added to the NWLP Software. This modified, yet enhanced, software version of NWLP curriculum provides a positive environment for the participants not only to learn their job-related English skills, but also further heighten their competitiveness in today's computer environment. Initially, a computer-illiterate participant might feel slightly uncomfortable in interacting with the computer using mouse and/or keyboard. However, as time passed, initial fear was overcome and with experience accumulated, most participants felt more at ease and welcomed the challenge. Obviously, they liked the computerized lessons. They were also excited to see the colorful pictures on the screen and interested in using the computer to learn English. Feedback from many participants indicated their preference for the feature of computer "speaking" the English terms. While the English texts and corresponding Chinese translations help the participants in understanding the text and completing the test, the "spoken" English would help the participants in listening and learning the correct English pronunciation. The technical issue of such an implementation is considered under the section "Future NWLP Software Enhancement and Development".

Computer System Requirement & Configuration

Following is a list of recommended hardware and software:

Hardware - 486DX 66Mhz

- 540 Mb Hard Drive (minimum)

- 3.5" Floppy Drive
 - MS Mouse
 - Color Monitor
 - Video Card supporting at least 256 colors
 - Sound Card (optional)
 - PC Speakers (optional)
 - CD-Rom Drive (optional)
- Software - MS Chinese Windows 3.0 (required)
- NWLP Software

After installation of MS Chinese Windows 3.0, the video card needs to be configured to display 256 colors (the default configuration is 16 colors). For information of re-configuring video card, please refer to the MS Chinese Windows 3.0 documentation.

Installation Procedures for Microsoft Chinese Windows & NWLP Software

I. Installation and Configuration of Microsoft Chinese Windows

- a. Insert the FIRST DISK of Microsoft Chinese Windows into floppy disk drive A.
- b. Type "A:setup".
- c. Follow the instruction from Microsoft Chinese Windows.
- d. After installation of Microsoft Chinese Windows, configure Microsoft Chinese Windows to display 256 colors.

II. Installation of NWLP Software

- a. Change directory to C if you are not in C drive.

```
Type      C:
          cd\
```

- b. Create subdirectory "C:\NWLP".

```
Type      md nwlp
```

- c. Change directory to "C:\NWLP".

```
Type      cd nwlp
```

- d. Insert the LAST DISK of the NWLP Software into floppy disk drive A.

- e. Unpacks the NWLP Software.

```
Type      a:pkunzip a:nwlp.zip
```

- f. Follow the instruction printed on the screen.

- g. Change directory to Chinese Windows (in the example below, Chinese Windows is installed in "Chinese" subdirectory) Type cd\chinese

- h. Change to subdirectory "c:\chinese\system\".

```
Type      cd system
```

- i. Copy VBRUN300.DLL (in disk 6) into the subdirectory of Chinese Windows named "System".

```
Type      copy a:vbrun300.dll
```

III. Configuration of Microsoft Chinese Windows for NWLP Software

- a. Start the Microsoft Chinese Windows

b. Create Program Group: "Chinatown Manpower Project".

click File
click New
click Program Group
click OK
type "Chinatown Manpower Project" in Description box
click OK

c. Create Program Item: "NWLP Lessons" under Program Group "Chinatown Manpower Project".

click File
click New
click Program Item
type "NWLP Lessons" in Description box
type "c:\nwlp\nwlp.exe" in Command Line box
click OK

IV. Using NWLP Software

- a. Invoke NWLP Software by double-clicking the "NWLP Lessons" icon.
- b. Traverse the NWLP Software by single-clicking the indicated button.


Future NWLP Software Enhancement and Development

Currently, the NWLP Software consists of graphic images and texts, both in English and

Chinese. The software can be further enhanced by adding sound into the lessons. The links between the English texts and the corresponding pronunciations can be implemented using hypertext mechanism. The sound feature would stimulate the interests of participants in learning the course materials, enable them to understand the lessons more thoroughly and facilitate them to learn English easier. With the enhancement of the sound capability, further consideration needs to be given to storage of sound files. The estimated storage for the sound files is approximately 200-400 Mbyte, depending on the quality of the sound. Therefore, it would be useful and convenient to use CD-ROM, with storage capacity of approximately 600 Mbyte, as the storage medium. The NWLP Software can be developed such that the CD-ROM is NOT required for operation, with no sound capability in the absence of the CD-ROM drive.

The NWLP Software implements six lessons from the original NWLP course materials. The entire NWLP garment-related curriculum, however, can be computerized incrementally in a timely manner when funding is available. Furthermore, the contents of the software can be changed and modified in the future should such updates be deemed necessary.

The followings are the actual contents of the six computerized lessons from Lesson 1 to Lesson 6. These are directly printed out from the computer.



華埠人力中心

National Workplace Literacy Program Computerized Lessons 在職英文班電腦課程

1	Lesson 1	Job Titles and Job Descriptions 工作職稱與工作內容
2	Lesson 2	Men's and Women's Clothing 男性與女性的服裝
3	Lesson 3	Seasonal Clothing 季節性的服裝
4	Lesson 4	Different Parts of a Garment 衣服不同部份的名稱
5	Lesson 5	Measurement and Size 度量與尺寸
6	Lesson 6	Safety at Work (Signs) 工作安全 (標記)
7	Exit	結束

Job Titles and Job Descriptions

工作職稱與工作內容

Reading Materials

閱讀資料

What's your job?
你的工作是甚麼?

I'm a spreader.
我是拉布工人。

I'm a seamer.
我是車衣工人。

I'm a pocket setter.
我是車袋工人。

I'm a sorter.
我是開份工人。

I'm a hemmer.
我是拉邊工人。

I'm an overlock machine operator.
我是褶骨工人。

What do you do?
你做甚麼?

I spread bolts of cloth onto a table.
我把一卷卷布舖在桌上。

I close seams.
我縫合衣服。

I bag pockets.
我裝口袋。

I separate the pieces by color and size.
我根據顏色和尺寸大小將碎料分開。

I stitch hems.
我車衣邊、褲邊。

I merrrow the pieces.
我將碎料褶骨。

UP

DOWN

EXIT

I'm a loop maker.

我是車布環（耳子）工人。

I make loops.

我車布環（耳子）。

I'm a fuser.

我是鋪紗工人。

I cut and fuse interfacing on bands.

我裁及鋪門襟翻邊的貼邊。

I'm a forelady.

我是女管工。

I supervise workers.

我指導工人。

I'm a presser.

我是燙衣工人。

I press large pieces of cloth on the buck press.

我在燙衣機上燙大幅布。

I'm a label setter.

我是釘標籤工人。

I set company labels.

我釘公司標籤。

I'm a button sewing machine operator.

我是打鈕工人。

I set buttons according to specs.

我按照尺寸大小打鈕。

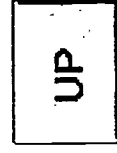


Principal Crafts in the Production of Women's Wear 婦女服裝生產主要技藝：

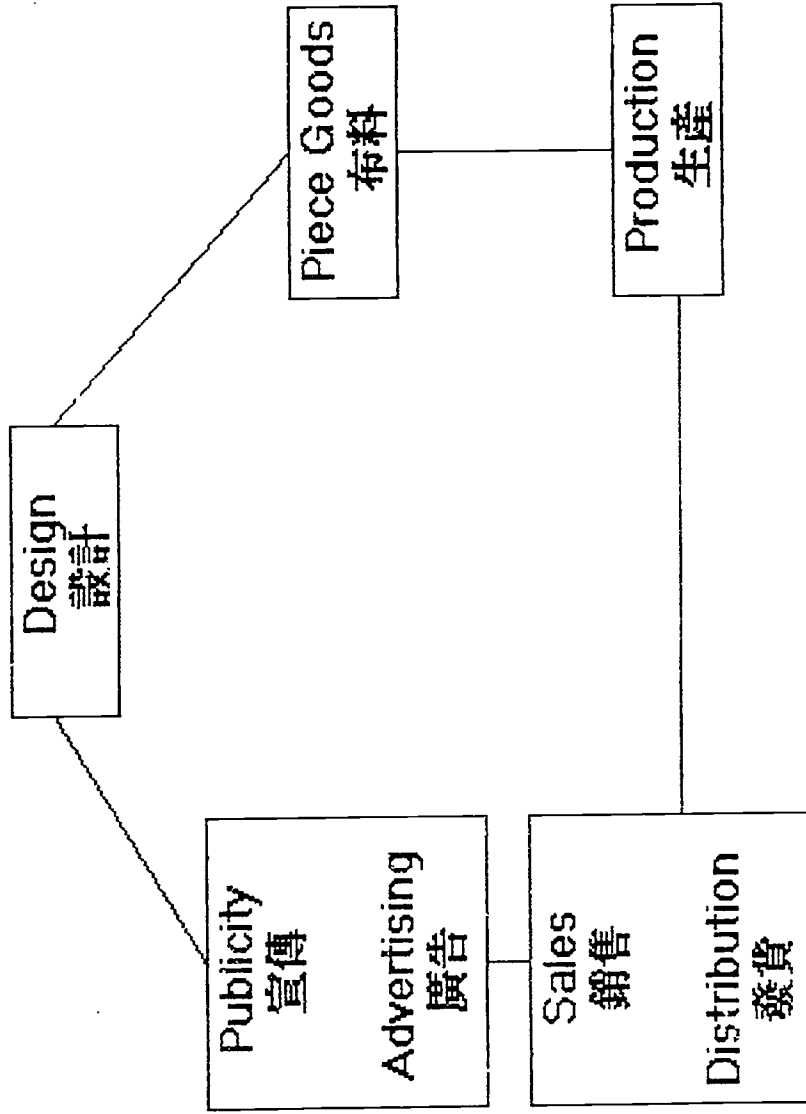
Job Titles: 工作職稱：	Job Descriptions: 工作內容：
Designer 設計師	Design the styles of garments such as dresses or coats 設計服裝款式, 例如連衣裙或大衣的款式
Samplemaker 車樣板技師	Make up the model or trial garments 車服裝第一樣板
Model 模特兒	Display the new creations to buyers 向買家展示新的服裝款式
Patternmaker 劃紙樣技師	Prepare a set of paper patterns for all the parts 劃衣服各個部份的全套紙樣
Grader 放碼員	Increase or reduce the dimensions of the original pattern 放大或縮小原裁剪樣板
Marker 描樣員	Mark the pattern out on cloth with chalk 用粉筆將衣樣描在布上



Cutter 裁衣工人	Cut the pattern out with shears or a machine 用大剪刀或剪刀機裁剪紙樣
Assorter 執碼工人	Assemble the cut cloth into bundles 將剪好的布捆成一捆捆
Operator 車衣工人	Sew the garments together 將碎料車成整件衣
Draper 立體裁剪員	Make all the necessary adjustments for the final operations 車成衣前, 做必要的調整
Finisher 處理製成品工人	Do most of the sewing that has to be done by hand 做需要用手操作的大部份工作
Trimmer/Cleaner 剪線工人	Remove loose thread and spots from the finished garment 將成衣上的浮線剪掉並清除污跡
Presser 燙衣工人	Iron the garments by hand or with pressing machines 用手或燙衣機燙衣



Relationships of the Major Divisions and Other Lesser Functions: 主要部門及次要部門之間的關係：



UP DOWN EXIT

Analysis of the "Creation and Production of a Garment" 服裝設計及生產的分析：

1. Design 設計
 - a. Designer (Stylist) 設計師 d. Samplehand 車樣板工人
 - b. Assistant Designer 助理設計師 e. Finisher 處理製成品工人
 - c. Sketcher 繪草圖員 f. Model 模特兒
2. Production 生產
 - a. Piece Goods Buyer 布料採購員 f. Duplicate Maker 複製樣板人員
 - b. Production Manager 生產部經理 g. Grader 放碼員
 - c. Quality Controller 質量控制員 h. Marker 描樣員
 - d. Patternmaker 劃紙樣技師 i. Cutter 裁衣工人
 - e. Draper 立體裁剪員



- j. Factory (Shop) 工廠
- Foreman (Forelady) 管工, 女管工
- Assorter 執碼員
- Draper 立體裁剪員
- Finisher 處理製成品工人
- Operator and Special Machine Operator 車衣工人及特種機器操作人員
- Examiner 查衣工人
- Trimmer/Cleaner 剪線工人
- Floor Girl 打雜女工

- 3. Sales and Distribution 銷售及發貨
 - a. Sales 銷售
 - Head Salesman 銷售員主管
 - Showroom Salesman 陳列室銷售員
 - Road Salesman 行街推銷員
 - b. Distribution (Shipping) Department 發貨部
 - Clerks 職員
 - Checker 檢查員
 - Order Picker 執貨員
 - Packer 包裝員



Lesson 1 Test

I A. Matching: Choose the Chinese definition in column "B" that corresponds to the job title in column "A". (2 points each)

從 "B" 行中文解釋中選出與 "A" 行工作職稱一致的詞。(一題二分)

Column A

- 1 Seamer (Seamstress)
- 2 Cutter
- 3 Presser
- 4 Sorter
- 5 Forelady
- 6 Overlock Machine Operator
- 7 Designer
- 8 Samplemaker
- 9 Pattermaker
- 10 Quality Controller

Column B

- A 燙衣工人
- B 女管工
- C 設計師
- D 劃紙樣技師
- E 車衣工人 (女工)
- F 車樣板技師
- G 裁衣工人
- H 質量控制員
- I 開份工人
- J 褶骨工人

TOTAL

UP

DOWN

EXIT

I B. Choose the word in column "A" that corresponds to the definition in column "B". (2 points each)

從 "A" 行選出與 "B" 行解釋一致的詞。(一題二分)

Column A

Column B

- | | |
|---|--|
| <input type="checkbox"/> 1 Assorter | <input type="checkbox"/> A a person who creates the styles |
| <input type="checkbox"/> 2 Operator | <input type="checkbox"/> B a person who makes up the trial garments |
| <input type="checkbox"/> 3 Designer | <input type="checkbox"/> C a person who prepares a set of paper patterns for all the parts |
| <input type="checkbox"/> 4 Patternmaker | <input type="checkbox"/> D a person who assembles the cut cloth into bundles |
| <input type="checkbox"/> 5 Finisher | <input type="checkbox"/> E a person who sews the garments together |
| <input type="checkbox"/> 6 Samplemaker | <input type="checkbox"/> F a person who does most of the sewing that has to be done by hand |
| <input type="checkbox"/> 7 Draper | <input type="checkbox"/> G a person who displays the new creations to buyers |
| <input type="checkbox"/> 8 Cleaner | <input type="checkbox"/> H a person who makes copy of the model sample |
| <input type="checkbox"/> 9 Model | <input type="checkbox"/> I a person who makes all the necessary adjustments for the final operations |
| <input type="checkbox"/> 10 Duplicate Maker | <input type="checkbox"/> J a person who removes loose thread from the finished garment |

TOTAL


UP

DOWN

EXIT

II. Look at the pictures and identify the workers' job titles. (4 points each)

看圖辨認圖中工人的工作職稱。(一題四分)



1. What's his job?

- A finisher
- B sorter
- C presser
- D spreader




2. What's her job?

- A seamstress
- B forelady
- C hemmer
- D pocket setter



3. What's her job? _____

- A. label setter
- B. loop maker
- C. finisher
- D. operator



4. What's his job? _____

- A. designer
- B. quality controller
- C. patternmaker
- D. sorter

5. What's her job? _____

- A. draper
- B. samplemaker
- C. overlock machine operator
- D. button hole machine operator

TOTAL

EXIT

DOWN

UP

BEST COPY AVAILABLE

IV. Fill in the blanks with the following job titles & descriptions: (2 points each)

用下列所給的工作與工作內容填充: (一題二分)

- | | | | |
|----------------------------|--|----------------------------|---|
| <input type="checkbox"/> A | designer | <input type="checkbox"/> B | forelady |
| <input type="checkbox"/> C | presser | <input type="checkbox"/> D | samplehands |
| <input type="checkbox"/> E | seamer/seamstress | <input type="checkbox"/> F | bags pockets |
| <input type="checkbox"/> G | cuts patterns | <input type="checkbox"/> H | stitches hems |
| <input type="checkbox"/> I | marks the patterns out on cloth with chalk | <input type="checkbox"/> J | increases or reduces the dimensions of the original pattern |

- 1 I'm a _____. I close seams.
- 2 She's a _____. She supervises workers.
- 3 He's a _____. He presses large pieces of cloth on the buck press.
- 4 Mary is a _____. She designs styles of dresses.
- 5 May and Fong are _____. They sew samples.
- 6 A hemmer _____.
- 7 A cutter _____.
- 8 A pocket setter _____.
- 9 A grader _____.
- 10 A marker _____.

TOTAL

UP

DOWN

EXIT

Lesson 2 (第二課)

Men's and Women's Clothing

男性與女性的服裝



Reading Materials


閱讀資料



I Men's Wear 男性的服裝

A. The Suit - Set of articles of outer clothing of the same materials
套裝 — 相同布料的一套外著衣服


Suit Trousers and jacket,
sometimes including a vest
男西裝 長褲和外套，有時包括背心



UP

DOWN

EXIT



Jacket Short, sleeved coat
短外套 短，有袖外衣

Shirt Men's garment for the upper
part of the body
襯衣 男上衣

Tie Band round the neck
knotted in front
領帶 前面打結的領帶

Belt Adjustable band around
the waist
皮帶 可調整的腰帶

UP DOWN EXIT



Vest Short, sleeveless garment
背心 短，無袖貼身衣



Bow Tie Necktie made
into a bow
蝴蝶領結 蝴蝶領結

Trousers Pants, part of a suit
長褲 長褲，西裝褲

UP

DOWN

EXIT

B. Casual Wear - Clothes for informal occasions

便裝 — 非正式場合的服裝

Sport jacket/Sport coat
短外套



Informal jacket
非正式場合穿的
外套



Slacks/Pants

Loose-fitting
trousers, not part
of a suit
寬鬆長褲，不是套
裝的褲

便褲/長褲





Jeans Tough (usually denim) trousers worn informally
牛仔褲 結實的非正式場合穿的長褲【通常是粗斜布】



Tee-shirt Short-sleeved, close-fitting shirt worn informally
T-恤 短袖，緊身汗衫，非正式場合穿

Shorts Short trousers
短褲 短西褲

UP

DOWN

EXIT



C. Underwear - Underclothing
內衣褲 — 內著的衣褲

Undershirt Men's undergarment
內衣 男內衣

Underpants Men's short
undergarment
over the loins
男內褲

內褲

Briefs Close-fitting pants
without legs
男內褲 緊身三角褲




UP

DOWN

EXIT

Boxer Underpants with legs
男內褲 平腳內褲



Socks Short stockings
短襪 短襪

UP

DOWN

EXIT

II Women's Wear 女性的服裝

A. The Suit and Dress
套裝，洋裝




Blouse
女襯衣

Women's outer, usually softer
garment
婦女的外上衣，通常較柔軟

Suit
西裝套裝

Jacket and skirt
外套和裙



Jacket
短外套

Short, sleeved
coat
短，有袖外衣

Skirt
裙

Women's garment
hanging below the
waist
女裝半腰裙

UP

DOWN

EXIT



Dress
連衣裙


Women's one-piece
outer garment with a
bodice and skirt
上衣和裙連為一件的
服裝



Jumpsuit
跳躍套裝

One-piece suit
combining shirt
and pants
上衣和長褲相連的衣
服





Evening dress

晚禮服

Dress for formal


occasions in the evening
晚間正式聚會場合穿的服裝

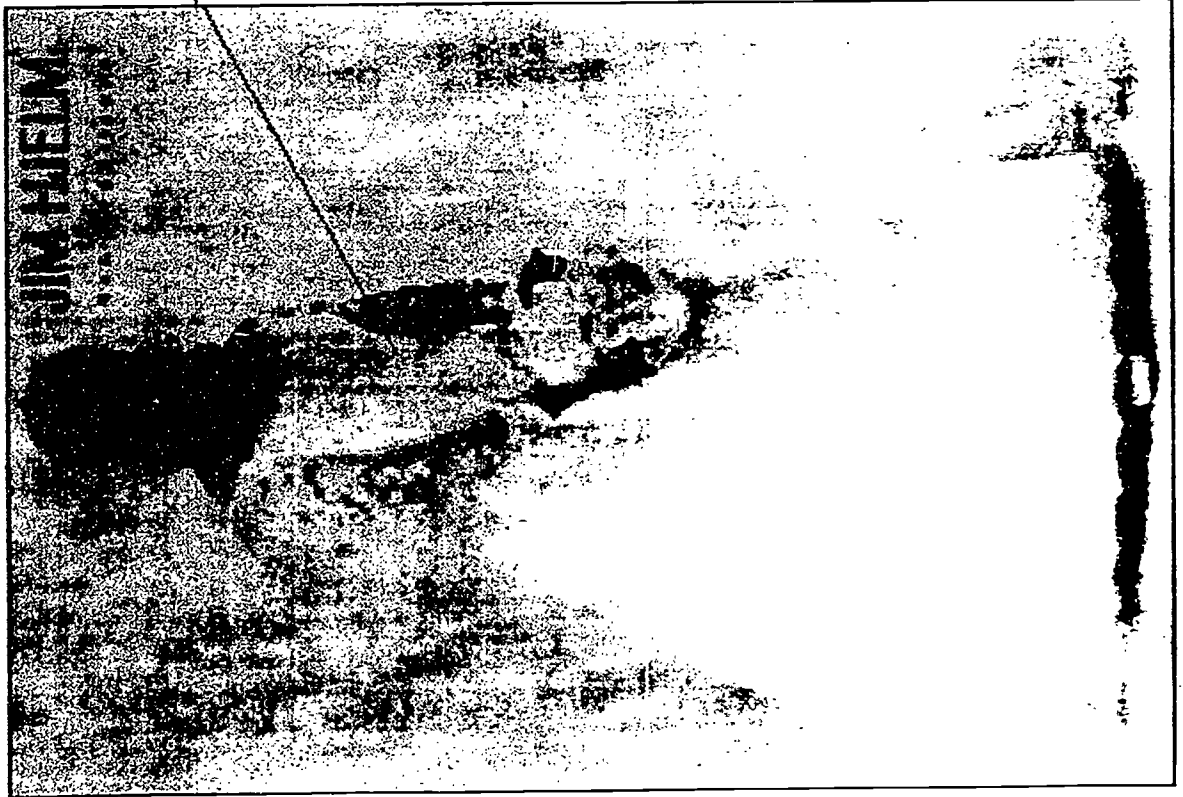


Cocktail dress

燕尾服

Dress for formal
late-afternoon
party
近傍晚正式聚會的禮服





Wedding dress
婚紗

Dress worn by
the bride for a
wedding
ceremony
婚禮時新娘穿的
服裝

UP

DOWN

EXIT

B. Casual Wear - Clothes for informal

occasions

便裝 — 非正式場合的服裝



Blazer Loose-fitting jacket for informal wear

薄外套 寬鬆外衣，非正式場合穿


Slacks/Pants Loose-fitting trousers, not

part of a suit

便褲 寬鬆長褲，不是套裝的褲




Jeans Tough (usually denim) trousers worn informally
牛仔褲 結實的長褲【通常是粗斜布】，非正式場合穿



Tee-shirt Short-sleeved, close-fitting shirt worn informally
T-恤 短袖，緊身汗衫，非正式場合穿



Shorts Short trousers
短褲 短西褲




C. Underwear - Underclothing
內衣褲 — 內著的衣褲



Bra (Brassiere) A shaped
undergarment worn by
women
胸罩 婦女的內衣



Panties Women's close-fitting short
drawers
內褲 女裝緊身短內褲





Slip

Loose sleeveless garment worn under a dress
寬鬆無袖之襯裙

長襯裙



Half slip Garment hanging below the waist, under a skirt
半腰襯裙 半腰襯裙

UP

DOWN

EXIT



Pantyhose Close-fitting garment covering the hips, legs and feet
褲襪 緊身下裝



Stockings Tight-fitting covering for foot and leg, reaching or above the knee
長襪 緊身長至或高於膝蓋的襪子



Socks Short stocking
短襪 短襪


UP

DOWN


EXIT

III Nightwear 晚間服裝

Robe Informal, long and loose
outer garment
長袍 非正式場合的寬鬆長袍



Bathrobe
Long and loose outer
garment worn after
taking a bath
浴袍
沐浴後穿的寬鬆長袍





Nightgown
睡袍

Women's and children's
garment for sleeping
婦女，兒童的睡袍

Pajamas
睡衣

Garment for sleeping
睡覺時穿的衣服



IV Footwear 鞋類

Shoe Outer covering for the
foot
鞋 不高過踝的鞋



Sneaker Rubber-soled
球鞋 帆布鞋
膠底帆布鞋



靴
Boot Outer covering for the foot and ankle
高過踝部的鞋



拖鞋
Slipper Loose-fitting light shoe
寬鬆便鞋



涼鞋
Sandal Kind of open shoe
不包圍的鞋

UP

DOWN

EXIT

Lesson 2 Test

1. Matching: Match the Chinese equivalents of these garments with the English names. (3 points each)

將下列服裝之英文名稱與其中文名稱相配稱。(一題三分)

- 1 Blazer
- 2 Suit
- 3 Dress
- 4 Shirt
- 5 Blouse
- 6 Vest
- 7 Pants
- 8 Skirts
- 9 Evening Dress
- 10 Underwear

- A 內衣褲
- B 晚禮服
- C 裙子
- D 褲
- E 背心
- F 薄外套
- G 套裝
- H 連衣裙
- I 襯衣
- J 女襯衣

TOTAL



UP DOWN EXIT

II. Identify the following garments: (3 points each)

辨認下列服裝：(一題三分)

- A. Suit B. Nightgown C. Shirt D. Jeans E. Pantyhose


1. _____ 2. _____ 3. _____ 4. _____ 5. _____



UP DOWN EXIT

F Jacket **G** Bathrobe **H** Pajamas **I** Slip **J** Slacks

6 _____



7 _____



8 _____



9 _____



10 _____



TOTAL

UP

DOWN

EXIT

III. True or False? (4 points each)

是非題 (一題四分)

1. A suit is a set of outer clothing made of different materials. T F
2. My daughter will wear her new wedding dress to her friend's wedding ceremony. T F
3. You often see people wear casual clothing when they go for a picnic. T F
4. Blouses, unlike shirts, are worn only by women. T F
5. A vest is a short, sleeveless garment worn by man only. T F
6. Evening dress is worn for informal occasions in the evening. T F
7. You should wear a suit to your job interview. T F
8. Jane helps her one-year-old son put on his pajamas before he goes to bed. T F
9. Jane usually prepares a bathrobe for her husband after he takes a bath. T F
10. A dress is a two-piece outer garment with a bodice and skirt worn by women. T F

TOTAL

102

UP

DOWN

EXIT


Lesson 3 【第三課】

Seasonal Clothing
季節性的服裝


Reading Materials
閱讀資料



Coat Long outer garment with sleeves, buttoned
in the front
長襖 在前面扣合的有袖的長外衣




Trench Coat Water-proof coat in
double-breasted style
乾濕襖 雙排鈕款式的防水衣



UP

DOWN

EXIT



Parka Waterproof jacket with a hook
attached (as worn for skiing,
mountain-climbing, etc)
短外套 帶帽的防水短外套



Sweater

毛衣【冷衫】

Knitted garment usually of wool

worn for warmth

毛線衫



V-neck Sweater

V-領毛衣

Sweater with

V-shaped neckline

V字形領口的毛衣



Crewneck Sweater

圓領毛衣

Sweater with a round,

close-fitting collar

圓式緊衣領的毛衣


UP

DOWN


EXIT

Turtleneck Sweater

高領毛衣



Sweater with a high, circular, close-fitting collar
高圓套領毛衣



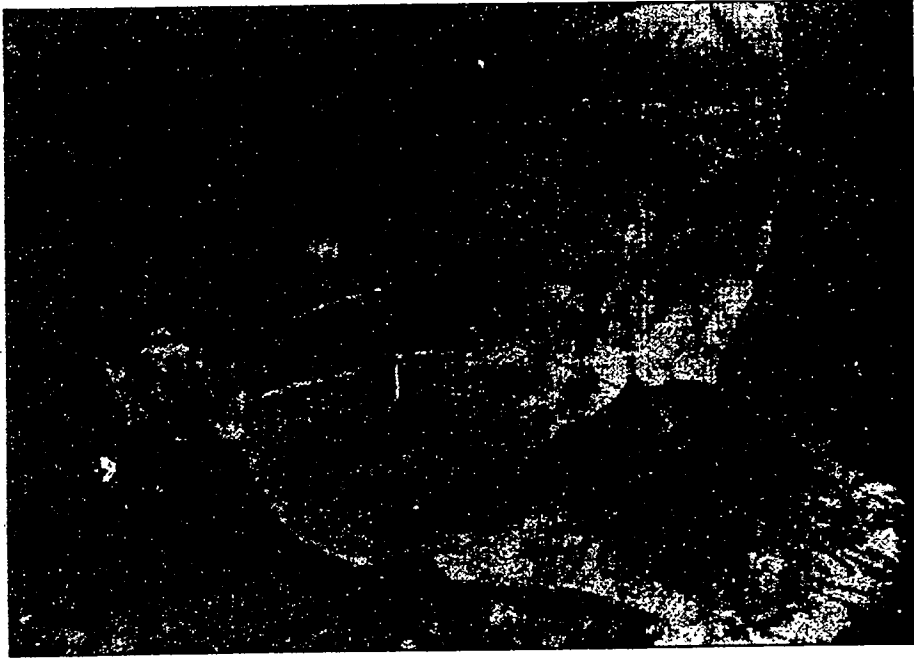
Cardigan Knitted collarless woollen jacket that buttons up the front, made with sleeves
羊毛上衣 胸前用鈕扣開合的對襟長袖無領的羊毛衣

UP

DOWN

EXIT

BEST COPY AVAILABLE



Sweatshirt

Cotton sweater with sleeves, worn especially by athletes before and after exercise

運動衫

長袖棉線衫【尤指運動員運動前後所穿的】

Sweatpants

Cotton pants, worn especially by athletes before and after exercise

運動褲

棉線長褲【尤指運動員運動前後所穿的】





UP

DOWN

EXIT

Scarf Long strip of material worn over the shoulder, round the neck or over the hair
長圍巾 長條圍巾，披肩，頭巾



Shawl Large (usually square or oblong) piece of material worn about the shoulder or head
披肩圍巾 通常為方形或長方形


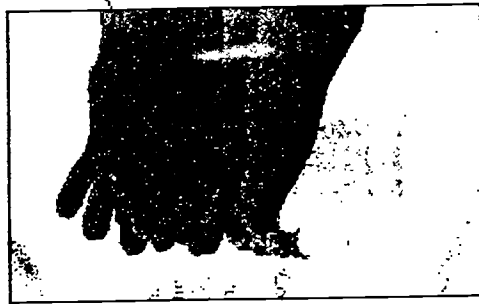
UP

DOWN

EXIT

Glove Covering of leather, knitted wool, etc.
for the hand, usually with separated
fingers

手套 五個手指分開的手套



Tank-top Tank suit or athletic shirt.
similar to men's undershirt
大圓領女背心 坦克襖衣或運動汗衫，與男內
衣相似



Cut-offs Full-length pants, often blue jeans, cut off above knee and fringed

剪除褲

將長褲【常為牛仔褲】之褲腳剪掉而不縫其毛邊



Halter 露背裝



Sleeveless shirt with stripes round the neck 無袖吊帶扣於頸後的上衣



UP

DOWN

EXIT

Swimming Suit
游泳衣

Garment worn for swimming
游泳時所穿的泳裝




Bathing Suit
游泳衣

Garment worn
for swimming
游泳時所穿的
整件泳裝



Swimming Trunk
游泳褲

Garment worn by
boys and men for
swimming
男用游泳褲



Bikini

Scanty two-piece garment (bra and
briefs) worn by girls and women for
swimming and sun-bathing
一種既短又窄的兩件式【胸罩和三角
褲】女泳裝

比基尼裝






Raincoat
雨衣

Water-proof coat worn in rainy weather
雨天穿的防水衣

Umbrella
雨傘

An item for sheltering persons from rain
遮雨用的傘



Rubbers
膠鞋

Rubber overshoes
膠水鞋



Cap Soft head-covering without a brim, but with a peak
帽 無邊但有簷的軟帽



Hat Head-covering with a brim
帽 有邊的帽




Lesson 3 Test

I. Matching: Match the Chinese equivalents of these garments with the English names. (3 points each)

將下列服裝之英文名稱與其中文名稱相配稱。(一題三分)

- 1. Coat
- 2. Parka
- 3. Sweater
- 4. Cardigan
- 5. Sweatshirt
- 6. Scarf
- 7. Bathing Suit
- 8. Trench Coat
- 9. Glove
- 10. Raincoat

- A. 冷衫【毛衣】
- B. 運動上衣
- C. 游泳衣
- D. 雨衣
- E. 羽絨衣
- F. 手套
- G. 大衣
- H. 開胸毛衣
- I. 乾濕襪【風衣】
- J. 圍巾




11. Identify the following clothing: (3 points each)

辨認下列服裝：(一題三分)

- A Turtleneck Sweater
- B Crewneck Sweater
- C Cardigan
- D Parka
- E Crewneck Sweater

1




2




3



4



5




UP

DOWN

EXIT

F Scarf **G** Bikini **H** Swimming Trunks **I** Trench Coat **J** Sneakers

6 _____



7 _____



8 _____



9 _____



10 _____



III. Multiple Choice: (4 points each)

選擇題：從A、B、C、D中選出一個正確答案：(一題四分)

1 It is so hot that many girls wear _____. To keep warm, most kids wear _____ to play outdoor in the winter.

A scarf

B rubbers

C tank tops

D swim trunks

A parkas

B shorts

C shirts

D belts

2 Many joggers wearing _____ jog in the park on winter morning.

A sweatshirts

B trench coats

C parkas

D coats

5 Mary will wear her new _____ to the party celebrating her company's 10th anniversary.

A sneakers

B evening dress

C slacks

D robe


3 Last Sunday I went to ski, but I forgot to bring my _____.

A cutoffs

B vest

C gloves

D bathing suit



- 6 Most waiters wear _____ while their captains wear ties.
- A hats
 B corsages
 C hankies
 D bow ties
- 7 What do you wear when you go out in cold weather? _____
- A a tank top
 B a tee-shirt
 C a turtleneck sweater
 D a pair of shorts
- 8 What do you wear when it's raining? _____
- A a bathrobe
 B a sweater
 C a bikini
 D a raincoat
- 9 What will your husband wear when he goes to swim? _____
- A swimming trunks
 B a bikini
 C briefs
 D a bathing suit
- 10 Baseball fans like to wear baseball _____ with the logo of their favorite team when they go to watch the game.
- A hats
 B caps
 C belts
 D bags

TOTAL

UP

DOWN


EXIT

Different Parts of a Garment

衣服不同部份的名稱

Reading Materials

閱讀資料







Wide notched collar
西裝領

Raglan sleeve
連肩袖

Side pocket (Insert pocket)
斜插袋

Button and tab cuff
釘有鈕釦及裝飾搭帶，
袖口

Double-breasted coat
雙排釦大衣



Shirt collar
襯衫領

Shoulder pad
墊肩

Waistband
裙帶


Blouse
女襯衫

Underarm dart
腋下死褶

Long sleeve
長袖

Cuff
袖口






Wing collar
燕子領

Long sleeve
長袖

French cuff
雙袖口

Side pocket
側袋


Pleat
活褶

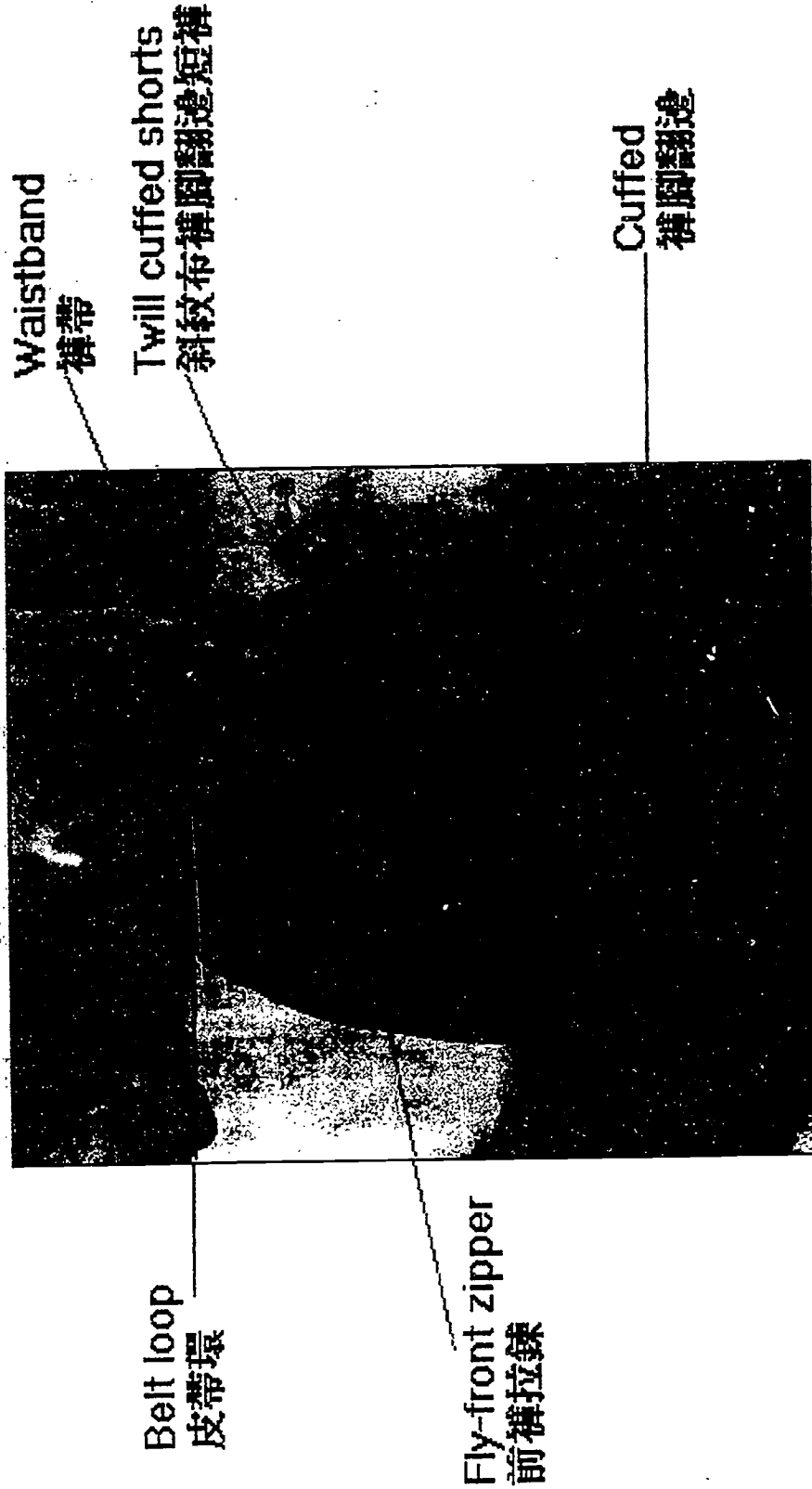





Platter collar
寬緣領

Ruffled cuff
縐袖口, 喇叭袖口








Notched collar
翻領

Gather
碎褶

Underarm dart
腋下死褶

Long sleeve
長袖

Cuff
袖口





Shawl collar
圍巾領, 絲瓜領, 斜寬領

Embroidery
繡花, 刺繡




Lapel (Notched) collar
西裝領

Welt pocket
開縫口袋


Belt loop
皮帶環


Flap pocket
有蓋口袋



Button
鈕

Side pocket
側袋





Jewel neck
圓領

Flap breast pocket
前胸有蓋口袋

Long sleeve
長袖

Cuff
袖口

Side pocket
側袋

Pleat
活褶


Ankle length
踝長

Button
鈕扣

Belt loop
皮帶環

Fly-front zipper
遮掩式拉鍊





Underarm dart
腋下死褶


Cuff
袖口

Pleat
活褶

Shoulder pad
墊肩

Long sleeve
長袖

Waistband
裙頭



Long sleeve
長袖



Separating zipper
開尾拉鍊

Collar
領子

Patch pocket
貼袋

Cuff
袖口



Lesson 4 Test

I. Matching: Match the names of the following parts of a garment with their Chinese equivalents. (3 points each)

指出衣服不同部份的相應的漢語名稱。(一題三分)

- 1 Button
- 2 Collar
- 3 Cuff
- 4 Fly-front zipper
- 5 Gather
- 6 Pleat
- 7 Pocket
- 8 Sleeve
- 9 Front dart
- 10 Waistband

- A 前褲拉鍊
- B 碎褶
- C 袖子
- D 衣領
- E 袖口
- F 前褶
- G 鈕扣
- H 口袋
- I 腰帶
- J 活褶

TOTAL



II. Multiple Choice: Choose the correct answer to the following questions:
(3 points each)

從以下選出正確的答案：(一題三分)

T Are these collars?

A Yes, they are.

B No, they aren't.



P What are those?

A They are collars.

B They are necklines.



13


What is this?

A

It's a cuff.

B

It's a sleeve.



14



What are those?

A

They are cuffs.

B

They are sleeves.




UP

DOWN

EXIT

51 Is this a dart?

- A Yes, it is.
- B No, it isn't



52 Which dress has pleats?

- A The dress with the flower print pattern.
- B The dress with solid and checked patterns.





Z What is that?

A It's a pocket.

B It's a pad.



B What are those green parts on the shirt?

A They are pockets.

B They are pads.



9. Is this a waistband or a belt?

A. It's a waistband.

B. It's a belt.



10. Are those buttons or zippers?

A. They're buttons.

B. They're zippers.

TOTAL


ZIP

WASH

EXIP

III. Name ten parts of a garment: (4 points each)

寫出衣服十個不同部份的名稱：(一題四分)



1

A Pocket

2

B Collar

3

C Fly-front zipper


4

D Sleeve

5

E Cuff





6

7

8

9

10

F Pleat

G Underarm Dart

H Waistband

I Pad

J Gather

TOTAL

UP

DOWN

HOME

Measurement and Size 度量與尺寸

Reading Materials 閱讀資料



Units of Measurement 度量衡單位


Name 名稱	Plural 複數	Symbol 標記	Abbreviation 縮寫
inch 英吋	inches	"	in.
foot 英尺	feet	'	ft.
yard 碼	yards		yd.
mile 哩	miles		mil.

Relationship of Measurement Units 度量衡單位之間的關係

1 foot = 12 inches	1 英尺 = 12 英吋
1 yard = 36 inches = 3 feet	1 碼 = 36 英吋 = 3 英尺
1 meter = 39 inches	1 米 = 39 英吋
1 mile = 1760 yards	1 哩 = 1760 碼



Measuring Tools
測量工具



See-through ruler For checking fabric grainline and marking buttonholes, tucks and pleats.
透明尺 用於檢測布紋，在鈕門，褶及活褶上作記號

Yardstick For general marking and for measuring fabric grainline (when laying out the pattern).
碼尺 用於作一般記號及測量布紋

Ruler For general marking.
尺 用於作一般記號

Seam gauge For measuring hems, buttonholes, scallops and pleats.
定規尺 用於測量衣邊，鈕孔，荷葉邊和活褶

See-through T-square For locating cross grains, altering patterns and squaring off straight edges.
透明丁字尺 用於固定橫紋布料，改紙樣，使直邊變成四方形

Tape measure For taking body measurement.
軟尺【皮尺】 用於量身體尺寸



Standard Places for Measurements

量度身體的基本部位


1. Waistline
腰圍



2. Hips
臀圍



3. High Bust
上胸圍




4. Full Bust
全胸圍



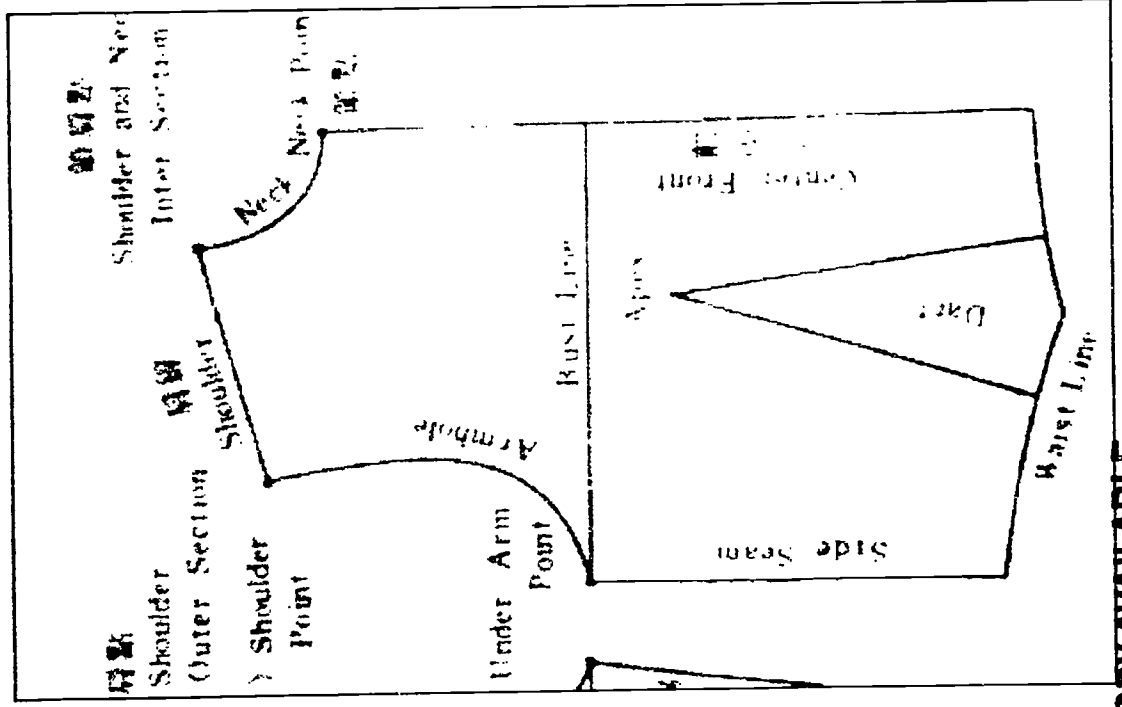
5. Back Waist Length
背腰寬



6. Height
身高



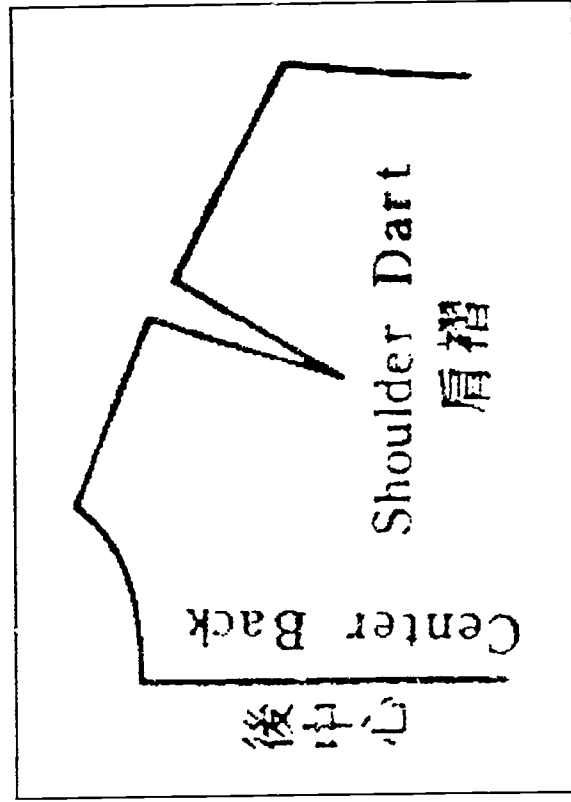
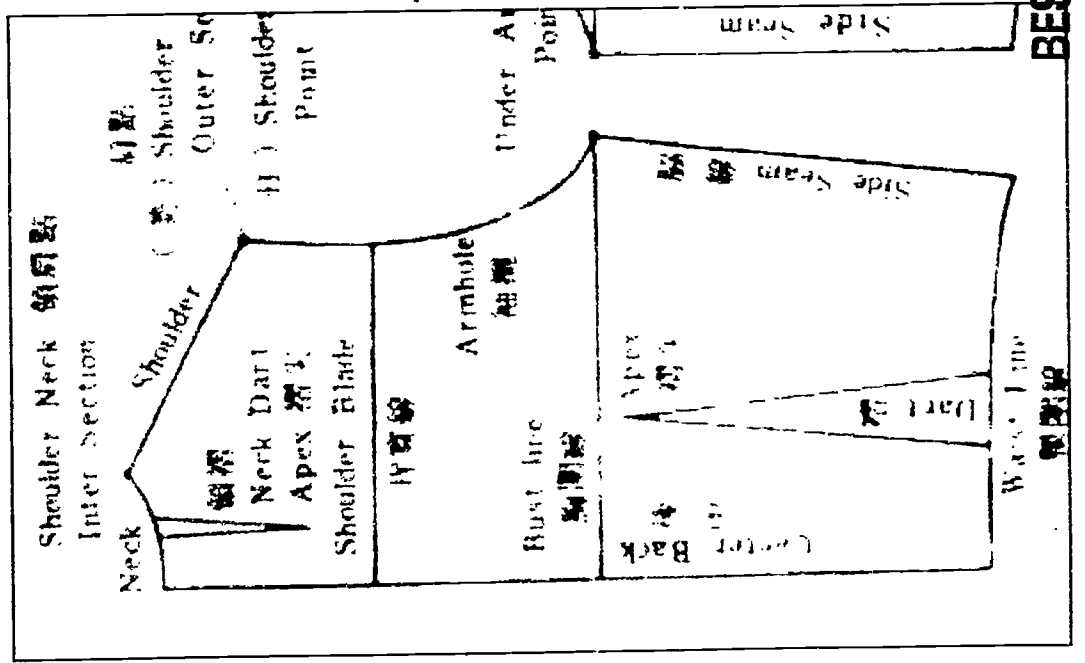
Names of Basic Pattern Parts 基本原型的部位名稱



I. Top-Center Front 上身—前中心

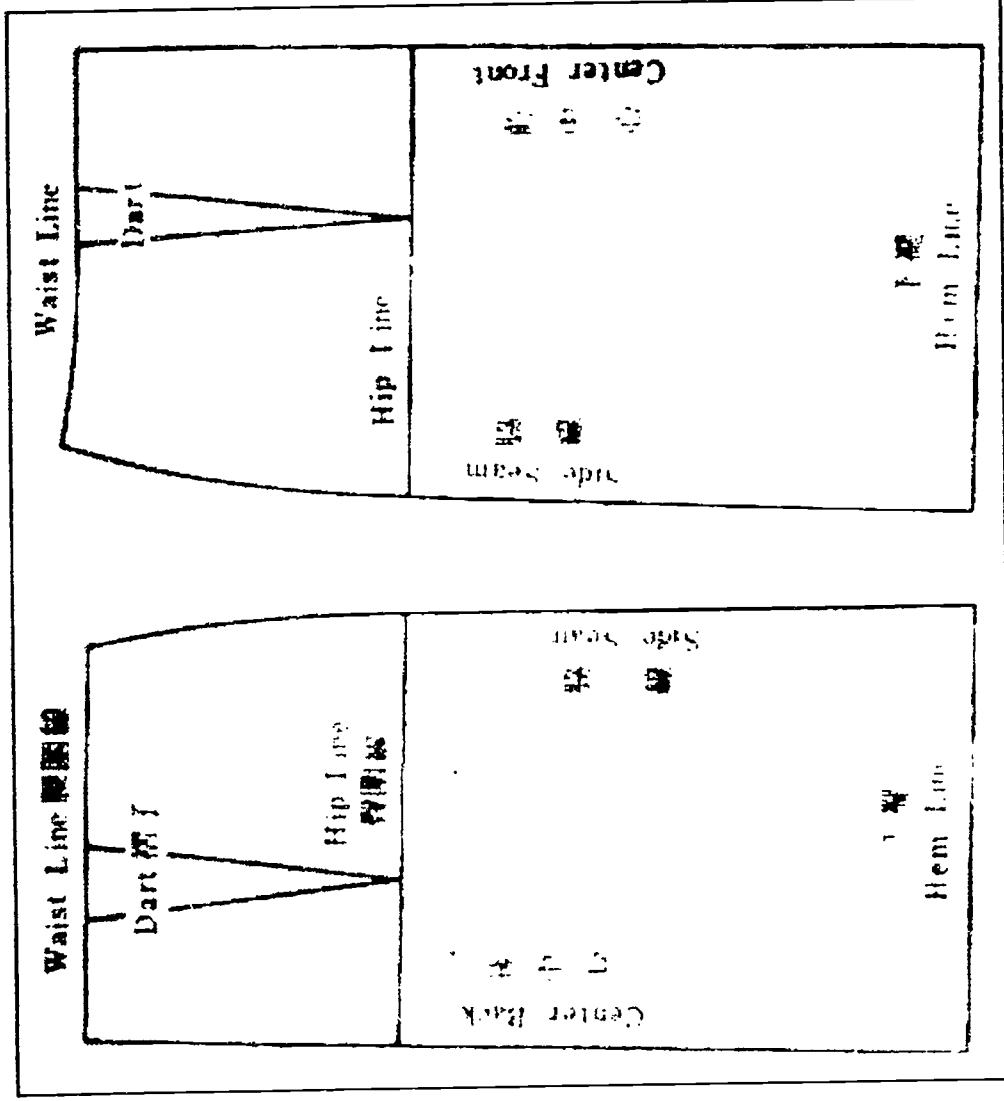


II. Top-Center Back
上身—後中心

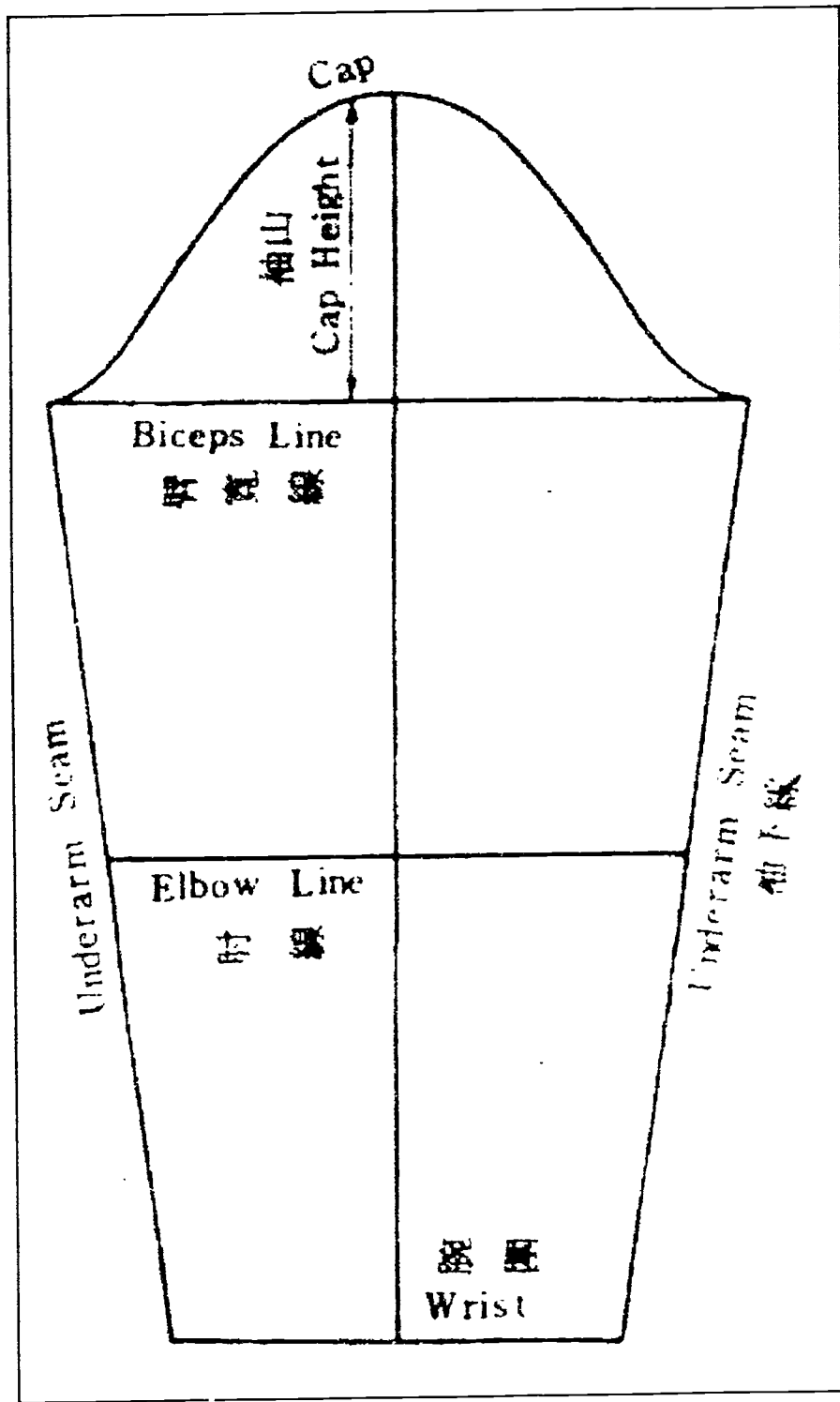


BEST COPY AVAILABLE

III. Skirt 裙子

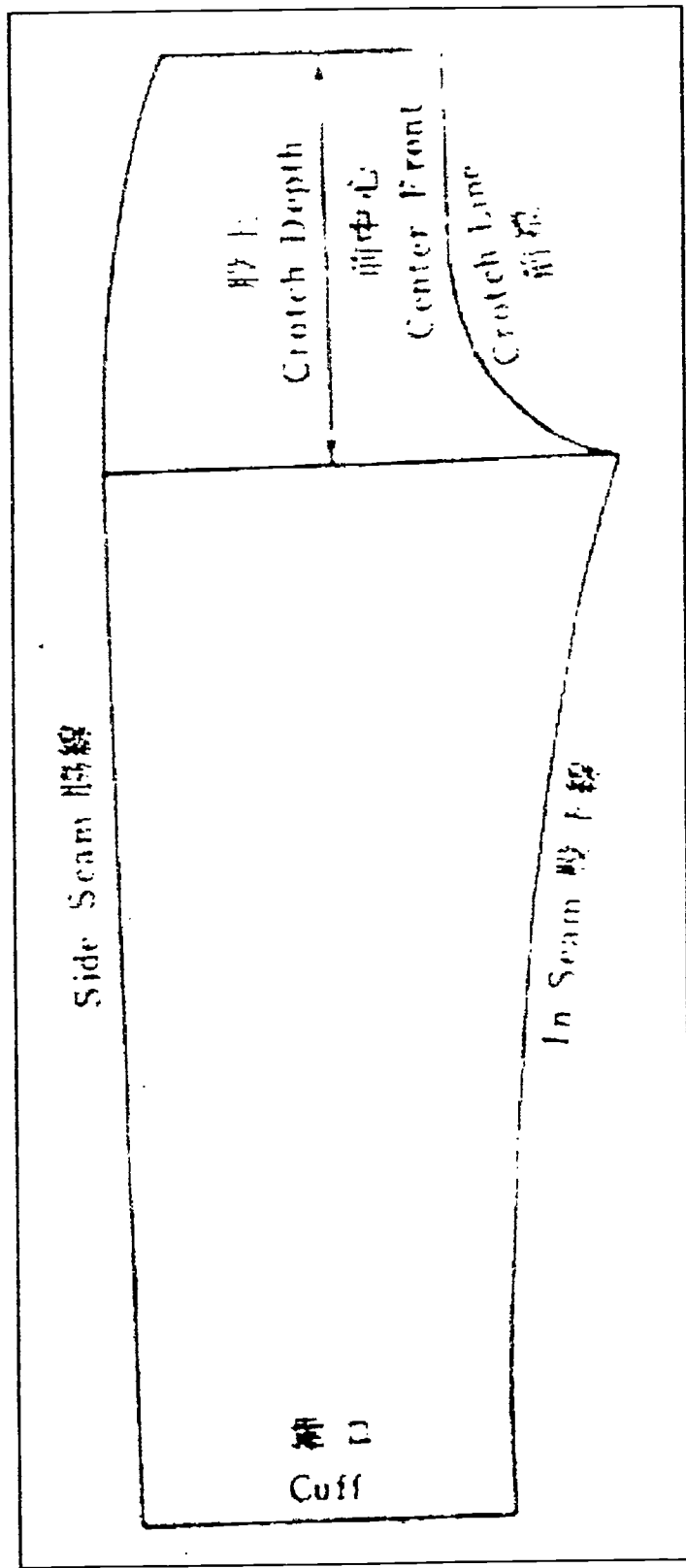


IV. Sleeve
袖子



BEST COPY AVAILABLE

V. Trousers
褲子



BEST COPY AVAILABLE



Standardized Scale of Body Measurements in Fashion Wear Industry 工業成衣之尺碼規格

Bust 胸圍	Over Shoulder Sleeve Measure 由肩點量袖長	【總袖長】
Waist 腰圍	Length of Back 背長	
Hips 臀圍	Length of Front 前身長	
Front Width 前胸寬	Breadth of Back 背寬	
Back Width 背寬	Elbow 肘長	
Shoulder 肩寬	Rise 開檔處	



BEST COPY AVAILABLE

C. B. N-Waist 後頸點至腰

Neck to Waist 頸點至腰

N. S. P-Waist 頸肩點至腰

Height 身長

Neck 頸圍

Net Waist 實際腰圍

Sleeve Underarm 下臂長

Waist Band 腰帶

Sleeve Muscle 臂圍

Trousers Side-Seam Without Band
褲長【不算腰帶寬】

Long Skirt 裙長

Inside Trousor Leg 內側褲長



Apparel Size Categories 服裝尺寸分類

Children's Wear 童裝

Toddler: 2T = 2 Toddler
3T = 3 Toddler
4T = 4 Toddler

學步期年齡嬰兒: 2 號
3 號
4 號



Infant: 12 mos = 12 months
18 mos = 18 months
24 mos = 24 months

幼兒: 12 個月
18 個月
24 個月



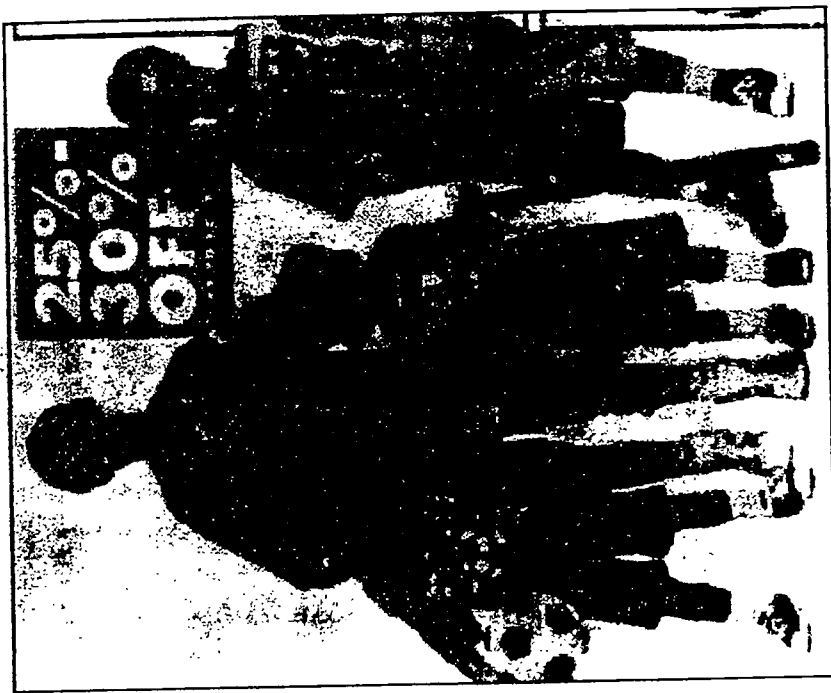
Boy's (Young Men) 男青少年裝

Preschool Size: S = Small (size 4)
M = Medium (sizes 5-6)
L = Large (size 7)

學前年齡尺碼： 小碼【4號】
中碼【5-6號】
大碼【7號】

Boy's Size: S = Small (size 8)
M = Medium (sizes 10-12)
L = Large (sizes 14-16)
XL = Extra Large (sizes 18-20)

男青少年尺碼： 小碼【8號】
中碼【10-12號】
大碼【14-16號】
加大碼【18-20號】



Girl's, Teens 女青少年裝

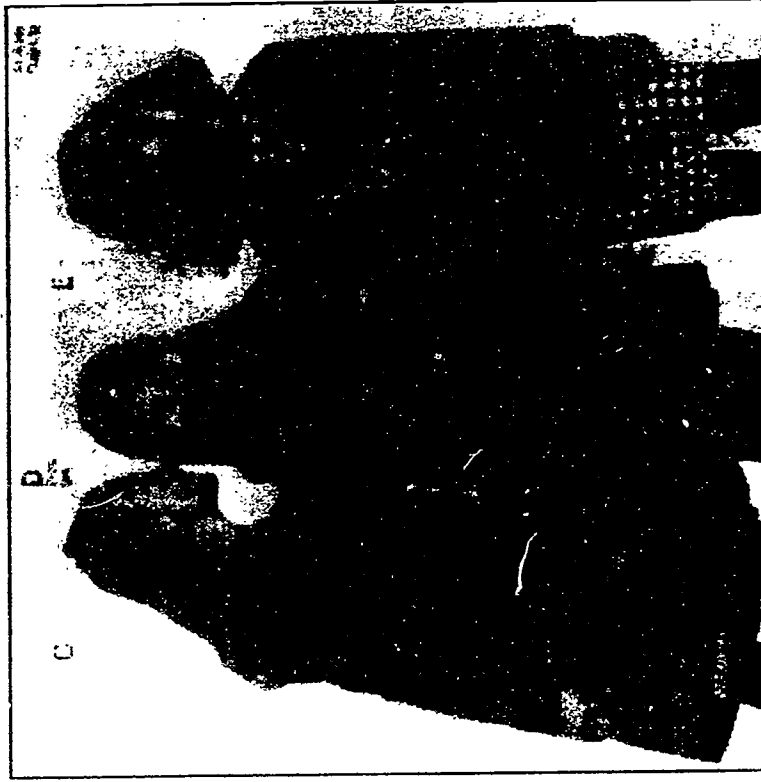
- S = Small (Fits sizes 7-8)
- M = Medium (sizes 10-12)
- L = Large (sizes 14-16)

- 小碼【適合於7-8號】
- 中碼【10-12號】
- 大碼【14-16號】

Size Up (Chubby) 豐滿型

- M = Medium (Fits sizes
10 1/2 - 12 1/2)
- L = Large (sizes 14 1/2 - 16 1/2)

- 中碼【適合於 10 1/2 - 12 1/2號】
- 大碼【14 1/2 - 16 1/2號】



Men's Wear 男裝

1. Regular Size 普通型



Height 高度 5' 8" - 5' 11 1/2"
Chest 胸圍 36", 40", 42",
44", 46"

2. Tall Size 高大型

Height 高度 6' - 6' 3 1/2"
Chest 胸圍 38", 40", 42",
44", 46", 48"

3. Extra-tall Size 特大大型

Height 高度 6' 4" - 6' 7"
Chest 胸圍 42", 44", 46", 48",
50", 52"





Men's Neck Size
男裝頸尺寸

XS = Extra Small (13 1/2") 特小

S = Small (14" - 14 1/2") 小

M = Medium (15" - 15 1/2") 中

L = Large (16" - 16 1/2") 大

XL = Extra Large (17" - 17 1/2") 加大

4. Big Regular Size 超普通型

Height 高度 5' 8" - 5' 11 1/2"

Chest 胸圍 48", 50", 52", 54"

5. Big Tall Size 超高大型

Height 高度 6' - 6' 3 1/2"

Chest 胸圍 48", 50", 52", 54"




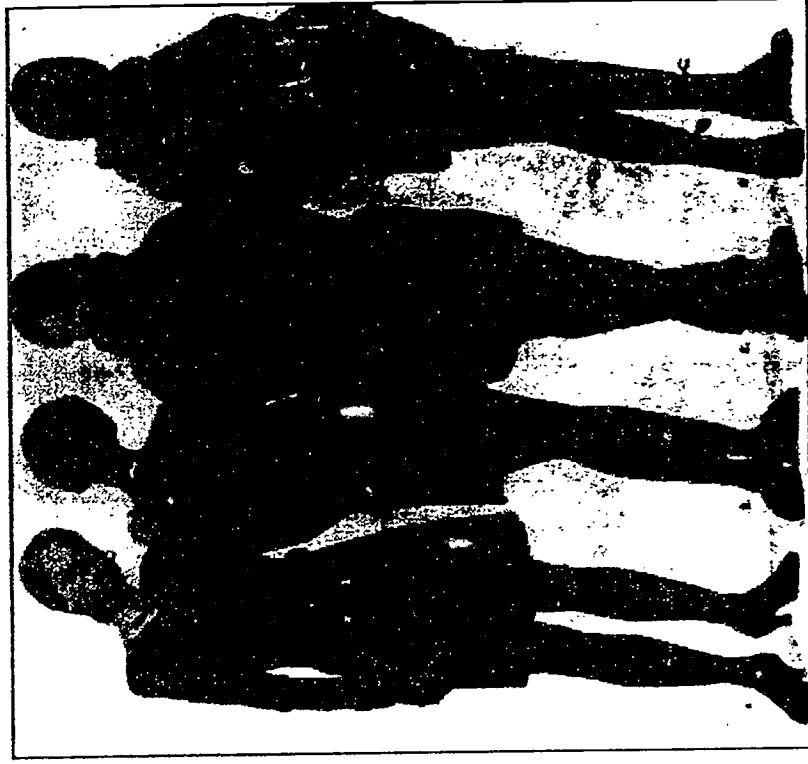
Women's Wear 女裝

1. Juniors: 5' 3 1/2" - 5' 7 1/2" tall,
skirt about 19" from waist
Size: 5, 7, 9, 11, 13, 15

女青年：身高 5' 3 1/2" - 5' 7 1/2"，
裙長【從腰起】約 19 英寸
尺碼：5號, 7號, 9號, 11號, 13號,
15號

2. Petite: 4' 11" - 5' 3" tall,
skirt about 19" from waist
Size: 4, 6, 8, 10, 12, 14


矮小型：身高 4' 11" - 5' 3"，
裙長【從腰起】約 19 英寸
尺碼：4號, 6號, 8號, 10號, 12號,
14號





3. Misses: 5' 5" - 5' 6" tall,
skirt about 29" from waist
Size: 8, 10, 12, 14, 16, 18

小姐型：身高 5' 5" - 5' 6"，
裙長【從腰起】約 29 英寸
尺碼：8 號, 10 號, 12 號, 14 號, 16 號,
18 號




4. Talls: 5' 8" - 5' 11" tall,
skirt about 31 1/2" from waist
Size: 8, 10, 12, 14, 16, 18, 20

高大型：身高 5' 8" - 5' 11"，
裙長【從腰起】約 31 1/2 英寸
尺碼：8 號, 10 號, 12 號, 14 號, 16 號,
18 號, 20 號



- 5. Women's: 5' 3 1/2" - 5' 7 1/2" tall,
skirt about 30" from waist
Size: 16, 18, 20, 22, 24, 26

婦女型：身高 5' 3 1/2" - 5' 7 1/2"，
裙長【從腰起】約 30 英寸
尺碼：16 號, 18 號, 20 號, 22 號, 24 號, 26 號



- 6. Maternity: Measurements for 5 months pregnant.
Patterns for eases through the 9th month.
孕婦：以懷孕五個月為測量標準。紙樣寬鬆度至九個月。



Words related to how a garment fits
與衣服合身有關的詞

Small
小



Large
大



BEST COPY AVAILABLE






Loose
鬆




Tight
緊



Long
長

Short
短



Dialogue
會話

Saleswoman: Can I help you?
女售貨員：我可幫你忙嗎？

Customer: Yes. Where are the dresses?
顧客：可以。連衣裙在哪裡？


Saleswoman: They're over here. What size do you wear?
女售貨員：在那裡。你穿甚麼【多少】碼？

Customer: Woman 8.
顧客：婦女型8號。

Saleswoman: Here you are.
女售貨員：這就是。



Customer: Can I try it on?
顧客：我可以試穿嗎？

Saleswoman: Sure, the fitting room is over there.
女售貨員：可以。試穿室在那邊。



Customer
顧客

Saleswoman
女售貨員



(The customer is in front of the mirror)

【顧客站在鏡前】

Saleswoman: How does this dress fit?

女售貨員： 這件連衣裙合身嗎？

Customer: It's too tight.

顧客： 太緊了。

Saleswoman: Do you want to try on another one?

女售貨員： 你要試穿另一件嗎？

Customer: Yes, please.



顧客： 要，請給我另一件。

Saleswoman: Okay. Here. I think this size will fit you better.

女售貨員： 好，這就是。我想這件的尺寸更適合你。

Customer: Thank you very much.

顧客： 多謝。



Lesson 5 Test

I. Matching: Match the Chinese equivalents of these measurement places with the English names. (3 points each)

將下列度量部位之英文名稱與其中文名稱相配稱。(一題三分)

- 1 Bustline
- 2 Waistline
- 3 Hips
- 4 Height
- 5 Armhole
- 6 Center Front
- 7 Center Back
- 8 Hem Line
- 9 In Seam
- 10 Side Seam

- A 袖擺
- B 身長
- C 下襠
- D 腰圍線
- E 胸圍線
- F 肋線
- G 股下線
- H 臀圍
- I 後中心
- J 前中心

TOTAL

UP DOWN EXP

II. Multiple Choice: (3 points each)

選擇題：(一題三分)

1. Which is longer, A or B? _____
- A. 22"
 - B. 2"
2. Which is the shortest? _____
- A. 25"
 - B. 1'
 - C. 1/4"
 - D. 1 yard
3. How many inches are there in a foot? _____
- A. 12 inches
 - B. 24 inches
 - C. 36 inches
 - D. 48 inches
4. How many inches does a standard tape measure have? _____
- A. 15 inches
 - B. 30 inches
 - C. 45 inches
 - D. 60 inches
5. How many feet is a yard equal to? _____
- A. 12 feet
 - B. 9 feet
 - C. 6 feet
 - D. 3 feet



6. _____ is one of the standard _____ places for measurements.
- A. High
 - B. Height
 - C. Long
 - D. Wide
9. Mary is going to the _____ department to buy a jacket for her 18-month-old son.
- A. Boy's
 - B. Teen's
 - C. Toddler
 - D. Men's

7. My mother is 5'2" tall, well-developed and well-proportioned shorter figure. Which department should I go to get her a dress?
- A. Petite
 - B. Miss
 - C. Half-size
 - D. Woman
10. John is looking for a wrinkle-free shirt. His neckline is 15 1/2" and the arm length is 34". What size should he wear?
- A. Small
 - B. Medium
 - C. Large
 - D. Extra Large

8. The customer wanted to exchange her newly-bought blouse because it was too tight. The saleswoman should give her a _____ one.
- A. longer
 - B. shorter
 - C. looser
 - D. smaller



III. Fill in the blanks with proper size categories: (5 points each)

用適合的尺寸規格填充：(一題五分)

- | | | | |
|-----------------------------------|---|--------------------------------------|---------------------------------------|
| <input type="checkbox"/> A Infant | <input type="checkbox"/> B Teens/Girl's | <input type="checkbox"/> C Boy's | <input type="checkbox"/> D Men's Wear |
| <input type="checkbox"/> E Petite | <input type="checkbox"/> F Misses | <input type="checkbox"/> G Maternity | <input type="checkbox"/> H Woman |

Christmas is at the corner. Mrs. Smith is getting Christmas gifts for her family. She is looking for:

- 1 a plain tie for her husband in the ___ department:
- 2 a cotton blouse for her 14-year-old daughter at the ___ department:
- 3 a Peek-a-bear fleece set for her 10-month-old son at the ___ department:
- 4 a navy jacket for her 18-year-old son at the ___ department:
- 5 a flower print cardigan for her mother (5'5" tall, larger and fully mature) in the ___ department:
- 6 a cotton knit dress for her niece with an average figure at the ___ department:
- 7 a plaid jumper for her sister, a mother-to-be, at the ___ department:
- 8 a brown coat for herself (5'2" tall, with shorter figure) at the ___ department.



Lesson 6 【第六課】

Safety at Work
工作安全〔標記〕


Reading Materials
閱讀資料




Signs
標記

Do Not Walk
不可走


Walk
可走




Caution
留意



Danger
危險



Keep Off
勿走近



Stop
停止



BEST COPY AVAILABLE

Entrance
入口




Exit
出口




Pull
拉



Push
推





Open
開



Closed
閉



244

245

No Smoking
不準吸煙




No Food/No Drinking
不準吃東西/喝飲料



Fire
火警

Fire Company
消防公司




Fire-engine
救火車




Fire-fighter/Fireman
消防員



Fire-hose
消防水龍帶




Fire-alarm
消防警報





Emergency Exit
緊急出口

254



Fire Escape
防火梯【室外】

255

Fire Regulation
防火規則



Fire Escape
防火梯【室外】



256

Fire Stairs
防火梯【室內】



257

SCBA (Self-Contained Breathing Apparatus)
自備呼吸器

Scott Air mask (Trade name of SCBA)
吸氧面具

Fire Extinguisher
滅火器



258




BEST COPY AVAILABLE


259

Accident
事故



Precinct
警察局




First Aids
急救箱



Police
警察




Ambulance
救護車



Hospital
醫院

264


BEST COPY AVAILABLE




265

Emergency
緊急情況

Telephone
電話



Elevator
電梯



Fire Drill
防火演習

Explosion
爆炸

Poison
毒品

Injury
受傷

Emergency
緊急情況

Insurance
保險

Out of Order
壞



In case of emergency, dial 911.
出現緊急情況時，撥911。

In case of emergency or fire, please use stairway. Do not take elevator.
出現緊急情況或火災時，請用樓梯，不可乘電梯。

When there is a fire, call the Fire Department.
當發生火災時，打電話給消防部門。

When there is injury, call an ambulance.
當發生損傷時，致電召救護車。

If there is an accident, call the police.
當發生事故時，打電話報警。

If you are sick, call the doctor.
如果你病了，打電話找醫生。

If she cut herself or got hurt, go to the hospital.
如果她割傷或受傷，要去醫院就診。

If she drank poison, call the Poison Control.
如果她喝了毒品，打電話給毒品控制中心。

Dialogue 1: Reporting an Accident

會話一： 報告事故

Operator: Fire Department.

接線員： 消防部門。

Mary: Our building is on fire!

瑪莉：我們的樓起火了！

Operator: What's the address?.

接線員： 你的地址在哪裡？

Mary: 276 Maple Street, third floor.

瑪莉：Maple街276號，三樓。

Operator: May I have your name and telephone number for record?

接線員： 我可以知道你的名字和電話號碼以作記錄嗎？

Mary: Mary Lee. 212-345-6260.

瑪莉：李瑪莉。 212-345-6260。

Operator: All right! We'll be there right away.

接線員： 好。我們馬上就來。

Mary: Thank you.

瑪莉：謝謝。



Dialogue 2: Reporting an Accident

會話二： 報告事故

Worker: I'd like to report an accident.

工人： 我要報告一件事故。

Supervisor: What happened?

主管： 發生了什麼事？

Worker: I was helping a co-worker and I hurt my back.

工人： 我在幫助一個工友時背部受了傷。

Supervisor: How did that happen?

主管： 如何發生的？

Worker: I was walking to the restroom and she started to slip. I caught her.
but something snapped in my back.

工人： 我去洗手間時她滑了一跤，我扶她起來，結果有東西撞到我的背部。

Supervisor: Is it bad?


主管： 傷得重嗎？

Worker: I don't know but it hurts.

工人： 我不知道，但很痛。

Supervisor: You'd better fill out a form and go
to see a doctor.

主管： 你最好填好此表，然後去看醫生。



Lesson 6 Test

I. Matching: Match the Chinese equivalents of these words with the English:
(3 points each)

將下列詞之英文名稱與其中文名稱相配稱。(一題三分)

- 1 Exit
- 2 Entrance
- 3 Pull
- 4 Push
- 5 Fire Extinguisher
- 6 Accident
- 7 First Aids
- 8 Emergency
- 9 Ambulance
- 10 Insurance





- A 滅火器
- B 推
- C 急救箱
- D 救護車
- E 入口
- F 保險
- G 出口
- H 事故
- I 拉
- J 緊急情況



11. Identify the following signs and names: (3 points each)


辨認下列標記與名稱：(一題三分)

-  Emergency Exit
-  Keep Off
-  Entrance
-  No Smoking
-  Caution




Ambulance Fire Extinguisher Fire Escape Police Phone


10




11




12



13



14



III. True or False? (4 points each)

是非題 (一題四分)

- 1. When there is a fire, you should use elevator to escape.
- 2. My co-worker had a car accident yesterday. He should call the police as well as an ambulance.
- 3. When the presser burnt his hand, his co-worker called the Fire Department.
- 4. The young man drank poison and his friend called a dentist.
- 5. My call couldn't get through because the phone was out of order.
- 6. When the seamstress sewed her finger, she went to the First Aids immediately.
- 7. The old man crossed the road when the traffic light turned to the sign of "DO NOT WALK".
- 8. When you see the sign "DANGER", you should keep out of it.
- 9. After the cutter reported to his supervisor that he cut himself, the supervisor asked him to fill out a form before he got it checked.
- 10. The newspaper reported that a four-year-old girl saved her father's life by dialing 911 when she found him losing consciousness in the bathroom.